

THANK YOU FOR YOUR PURCHASE!




Did you know that when you leave feedback on TPT you earn credits towards future purchases?

★★★★★ Extremely satisfied

I truly appreciate your feedback to help my little store grow.

LET'S BE FRIENDS

Access my
Freebie
Library



Stay updated on new product announcements (they are 50% off for the first 24 hrs posted!) by following me on TPT, checking out my website, and subscribing to my newsletter.



If you have any questions or concerns please email me at:
heartandmindteaching@gmail.com

♥
Ashley

GOOGLE SLIDES

Your resource comes with a digital version for use in Google Slides via Google Classroom. Follow these steps to upload your resource.

1 Click here  [Community Helpers](#)

2 You will be prompted to make a copy of the resource. Click on the blue box that says “Make a copy” and the resource will go directly into your Google drive.

Google Drive

Copy document

Would you like to make a copy of Career Interest Inventory?

Make a copy



3 Go to your Google Drive and locate the copy of the file. You can rename the file at this point or add/delete slides.

4 Next, go to your Google Classroom and add an assignment. Select the Google Drive Symbol and select the resource you want to assign.

5 From here, you should see a grey box that says “Students can view file.” Click the grey box. A dropdown menu should appear. Select, “Make a copy for each student.”

YOU HAVE TO MAKE A COPY FOR EACH STUDENT!

Otherwise they will all be editing the same file.

Click “Assign” in the top right corner if you’re ready to post!

This product is meant to be used in “edit” mode (not “presentation” mode). Edit mode is the only mode that allows drag & drop and writing in text boxes.

Helpful links for using Google Classroom:

[Teacher Tips for using Google Classroom \(TPT blog\)](#)

[Getting Started with Google Classroom \(youtube video\)](#)

Community Helpers

Session Objective:

*Students will identify different community helpers.

Materials:

*Handouts, scissors, pencils, glue.

Guiding Questions:

*What are some community helpers we see around town?
*What do you want to be when you grow up?

Instructions:

*Use the workbook to teach about each Community Helper. The google slides can also be shown while you are teaching this to provide visuals. Pocket Chart elements can also be used for each community helper to teach the lesson. Cut the workbook along the dotted line, have students cut and paste the correct tools and clothes to the community helper.

*Use the worksheets to further the learning about each community helper. Have students draw a line to match the correct community helper to their tool, vehicle, hat, or shoes.

*Shapes Craft: Have students cut the shapes and accompanying parts and glue together the head, body shape, arms, shoes, and accessory.

*Posters can be displayed in the classroom or office, they can also be used as coloring sheets when printed in black and white. Students should pick a community helper they want to be when they grow up and display them. Print this in black and white and have the students color them.

ASCA Standards Alignment:

*Mindset: Positive attitude toward work and learning. (M 3)
*Behavior: Self-Management Skills: Responsibility for self and actions (B-SMS 1)
*Behavior: Learning Strategies: Critical thinking skills to make informed decisions (B-LS 1)
*Behavior: Social Skills: Ethical decision making and social responsibility (B-SS 5)

SEL Competencies:

*Social Awareness: Respect for others, perspective-taking.
*Relationship Skills: Communication.
*Responsible Decision-Making: Identifying problems, analyzing situations, solving problems, evaluating.

Workbook

Name _____

COMMUNITY HELPER BOOK




Cut here ✂

DOCTOR

Helps us feel better when we are sick or hurt.

Wears:



Tools:



Cut here ✂



Lab Coat



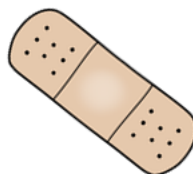
Overalls



Shovel



Gloves



Bandages




Medicine

DENTIST

Keeps our teeth clean and healthy.

Wears:



Tools:



Cut here ✂



Medicine



Head light



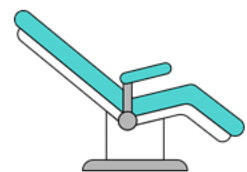
Boots



Walkie-talkie



Scrubs




Dental Chair

TEACHER

Helps us learn new things every day!

Wears:



Tools:



Cut here ✂



Comfy
Shoes



ID Lanyard



Trowel



Pens



Books



Binoculars

FIREFIGHTER

Helps in emergencies by putting out fires and rescuing people.

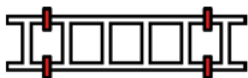
Wears:



Tools:



Cut here 



Ladder



Helmet



Camera



Hose



Firefighter
jacket



Lab Coat

CONSTRUCTION WORKER

Builds houses, schools, buildings, bridges, and roads.


Wears:



Tools:



Cut here 



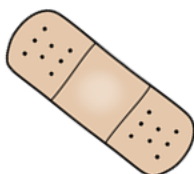
Apron



Cones



Safety Vest



Bandages



Bulldozer



Hard Hat

POLICE OFFICER

Helps keep us safe, makes sure people follow the rules, and helps in emergencies.

Wears:



Tools:



Cut here ✂



Police
hat



Pitchfork



Handcuffs



Badge



Firefighter
jacket



Police Car


CHEF

Cooks meals in restaurants, schools, and hotels.

Wears:



Tools:



Cut here ✂



Suit



Frying pan



Briefcase



Chef hat



Food



Chef's Jacket

MUSICIAN

Plays instruments and sings songs to make music for people to enjoy.

Wears:



Tools:




Cut here 



Formal wear



Briefcase



Microphone



Instrument



Hard hat




Ear buds/
Head phones

PILOT

Flies airplanes to take people to different places around the world.

Wears:



Tools:



Cut here ✂



Luggage



Pilot hat



Headset



Cowboy
Hat



Pilot Wings




Wheelbarrow

FARMER

Grows fruits, vegetables, and takes care of animals to give us food.


Wears:



Tools:



Cut here ✂



Overalls



Tractor



Wheelbarrow



Police
hat



Cowboy
Hat




Pens


POSTAL WORKER

Brings letters and packages to homes and businesses.

Wears:



Tools:




Cut here ✂



Toolbox



Trolley



Tires



Mail Bag



Mail truck




Postal Uniform

I SPECIALIST

Helps fix computers, keeps the internet working, and makes sure people can use technology safely.


Wears:



Tools:



Cut here ✂



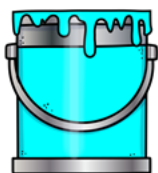
Laptop




Hoodie



Safety vest



Paint



Tablet




Ear buds

ARTIST

Creates paintings, drawings, and sculptures to make the world more colorful.

Wears:



Tools:



Cut here ✂



Artist Smock



Palette



Apron



Paint brush



Whistle




Bandage

LAWYER

Helps people understand rules and laws to make sure everyone is treated fairly.

Wears:



Tools:



Cut here ✂



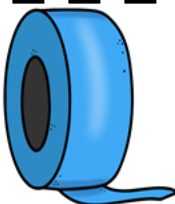
Briefcase



Suit



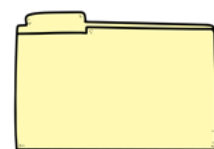
Gloves



Tape



Law books




Files


SCIENTIST

Learns about the world, does experiments, and finds new ways to help people


Wears:



Tools:



Cut here ✂



Overalls



Magnifying glass



Lab Coat



Safety
Goggles



Whistle




Beaker

VETERINARIAN

Helps keep animals healthy and helps sick animals feel better.

Wears:



Tools:



Cut here ✂



Scrubs



Gloves



Medicine



Bandage



Camo




Binoculars

PLUMBER

Fixes pipes and sinks so we can have clean water.

Wears:



Tools:



Cut here 



Plunger



Overalls



Wrench



Waterproof
Jumpsuit



Suit



Briefcase

HAIR STYLIST

Cuts and styles hair to make people look and feel great.

Wears:



Tools:



Cut here 



Scissors



Bulldozer



Hairbrush



Comfy
Shoes



Shovel



Apron

TRASH COLLECTOR

Picks up garbage to keep neighborhoods clean and safe.

Wears:



Tools:



Cut here ✂



Trash bin




Safety vest



Trash bags



Mail Bag



Tires



Gloves

LIBRARIAN

Cares for books and helps people find information
and stories at the library.

Wears:



Tools:



Cut here 



ID Lanyard



Plunger



Books



Comfy
Shoes



Safety
Goggles



Bookmark


CROSSING GUARD

Helps children cross the street safely by stopping cars and guiding people.

Wears:



Tools:



Cut here ✂



Stop Sign



Shopping Cart



Whistle



Raincoat



Apron



Safety vest

MECHANIC

Fixes cars, trucks, and buses so they can keep running safely.

Wears:




Tools:



Cut here 



Jumpsuit



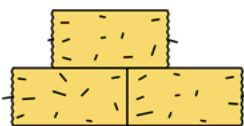
Overalls




Camo



Toolbox



Hay



Tires

BUS DRIVER

Drives kids to school and helps them get there safely.

Wears:



Tools:



Cut here ✂



Walkie-Talkie



Bus driver hat



Bulldozer



Bus



Flip Flops




Shirt

ZOOKEEPER

Takes care of animals at the zoo by feeding them and keeping them healthy.

Wears:



Tools:



Cut here ✂



Hat



Khakis



Bus



Bookmark



Bucket



Shovel

MILITARY SERVICE MEMBER

Protects our country and helps keep people safe.

Wears:



Tools:



Cut here ✂



Boots



Camo



Shopping Cart



Tank



Helmet




Lab Coat

LIFE GUARD

Watches over people at the pool or beach to keep them safe.

Wears:



Tools:



Cut here ✂



Flip Flops



Bags



Life Guard Uniform



Life preserver



Rescue can




Apron

JOURNALIST

Writes news stories and tells people what is happening in the world.

Wears:



Tools:



Cut here 



Notepad



Suit



Microphone



Bandage



Comfy
Shoes



Gloves

PARK RANGER

Takes care of parks, forests, and animals to make sure nature stays beautiful.


Wears:



Tools:



Cut here



Stamps



Walkie-talkie



Ranger
Truck



Ranger
hat



Khakis



Briefcase

COACH

Helps people learn sports, stay active, and work as a team.

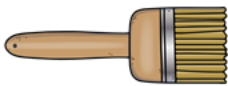
Wears:



Tools:



Cut here



Paintbrush



Sneakers



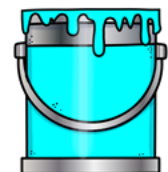
Ball



Whistle



Clipboard



Paint

GROCERY CLERK

Helps people buy food and puts food on shelves.

Wears:



Tools:



Cut here ✂



Cash Register



Life preserver



Food items



Shirt



Apron



Hard Hat

When I grow up I want to be a....




Cut here ✂

Worksheets

Name: _____

Whose Hat is this?


Match the hat to the community helper it belongs to.



Name: _____

Whose Tool is this?

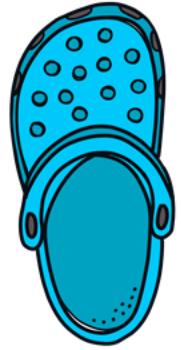
Match the tool to the community helper it belongs to.



Name: _____

Whose Shoes are these?

Match the shoe to the community helper it belongs to.



Name: _____







Whose Vehicle is this?



Match the vehicle to the community helper it belongs to.





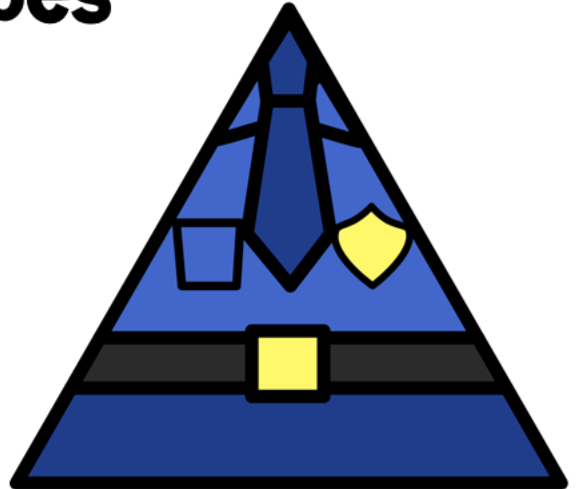

Shapes Craft Activity

Heads











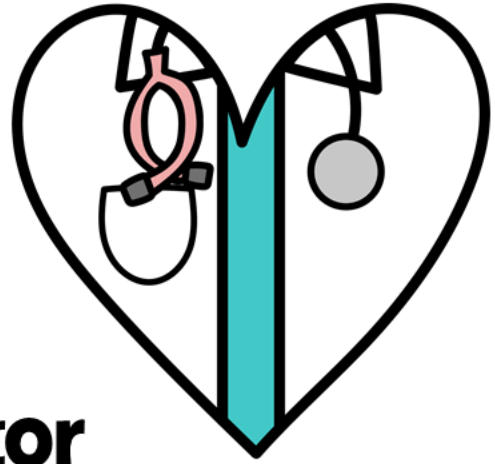
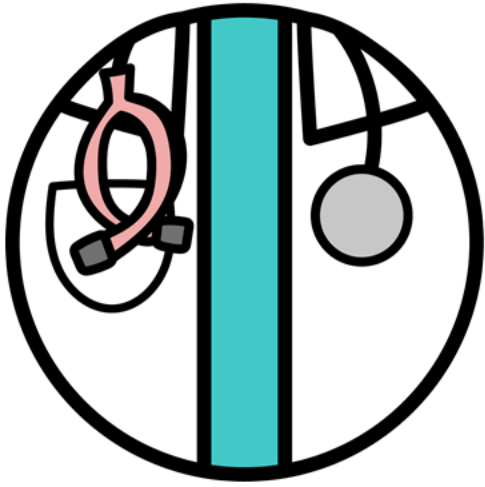


Police Body Shapes

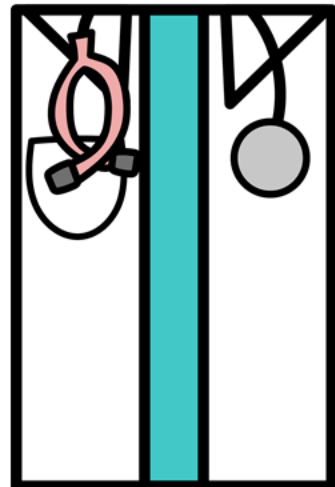
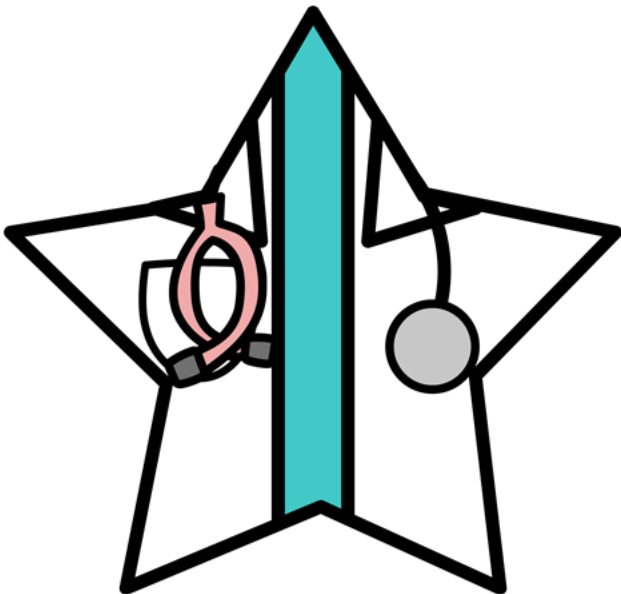
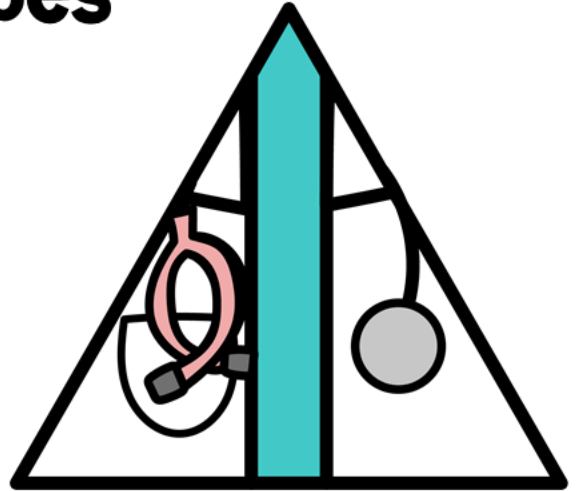
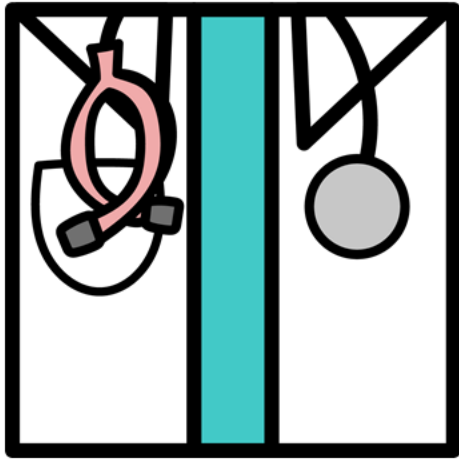


Police Arms, Shoes, Hat


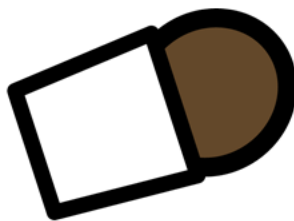
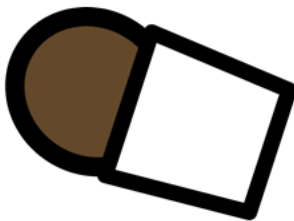
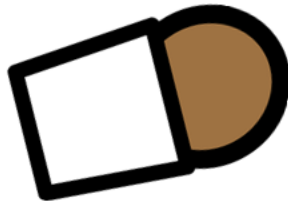
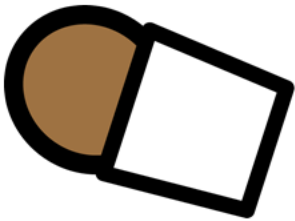

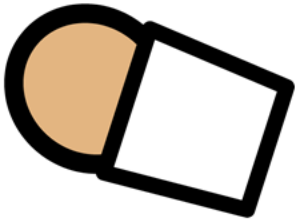

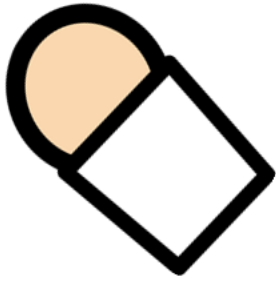


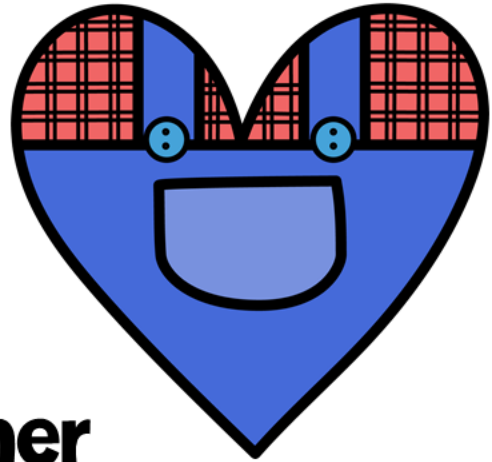
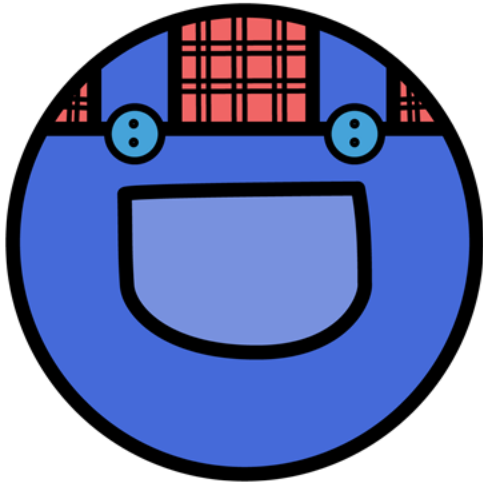


**Doctor
Body
Shapes**

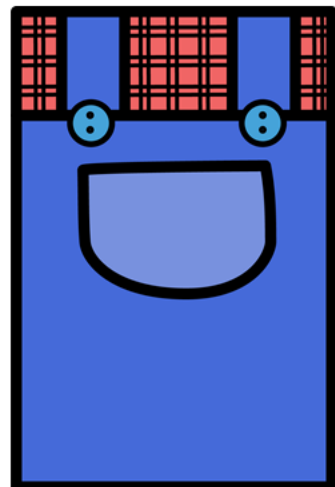

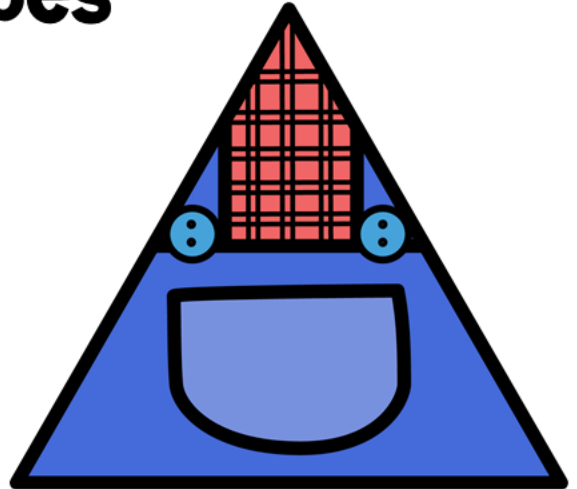
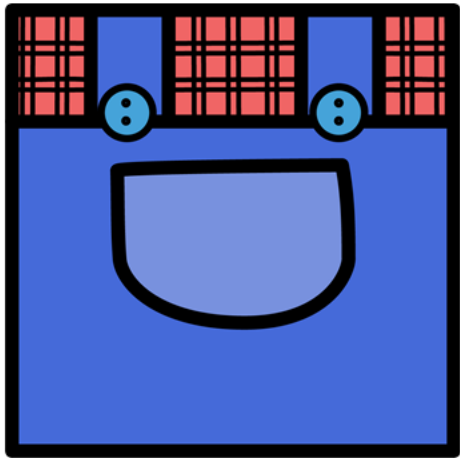


**Doctor Arms,
Shoes, Mask**


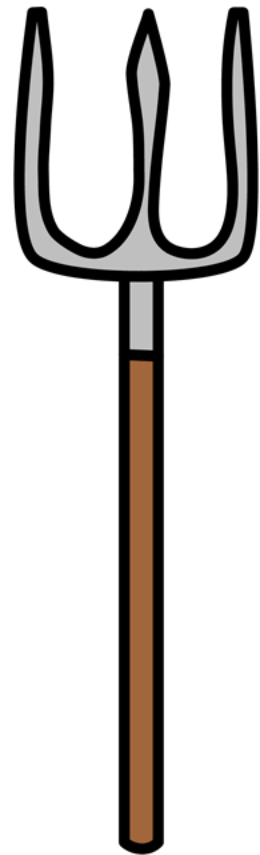

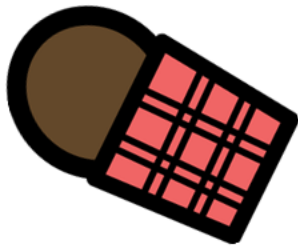
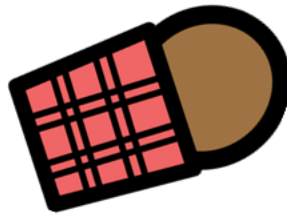
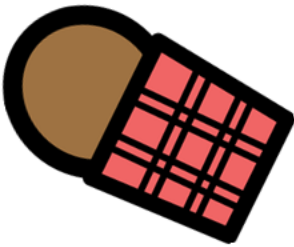
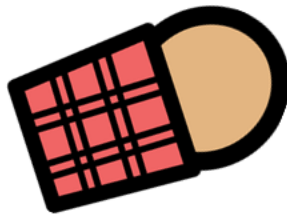
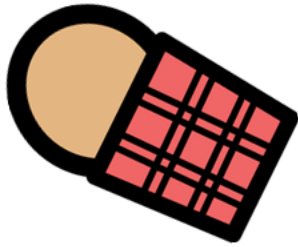
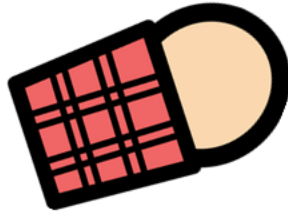
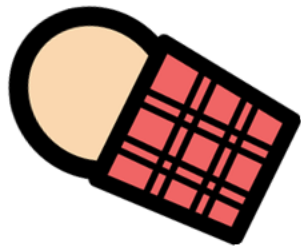



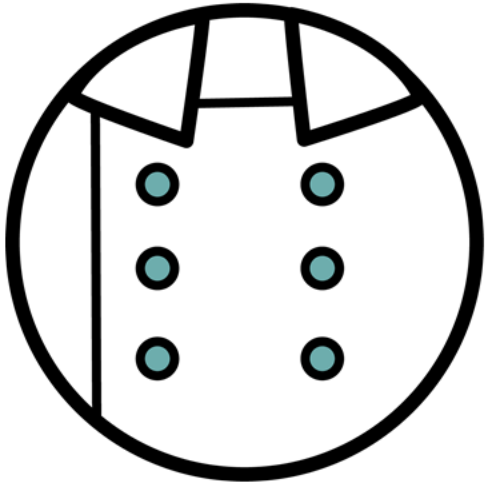


**Farmer
Body
Shapes**

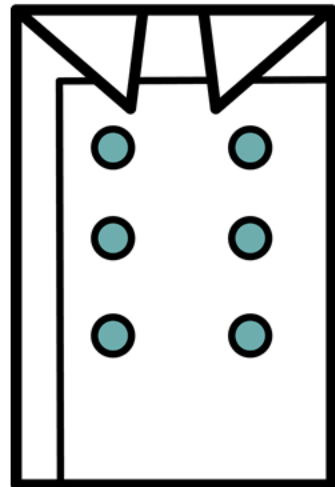


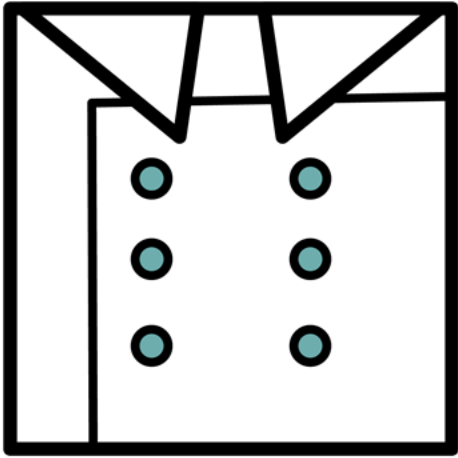


Farmer Arms, Shoes, Hat, and Pitchfork


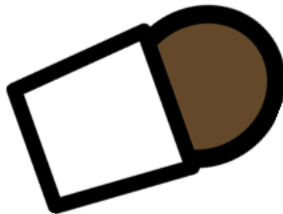
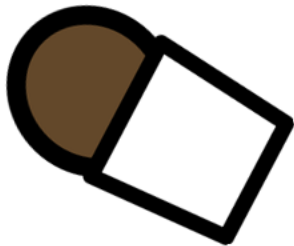
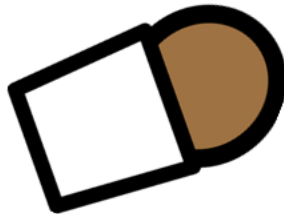
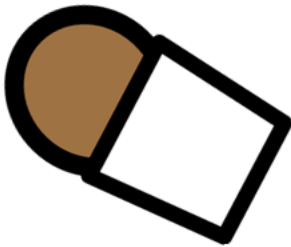

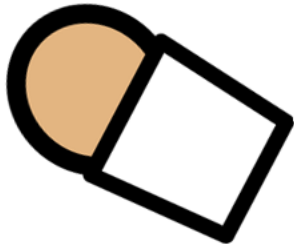
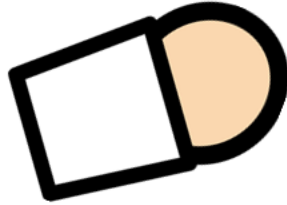
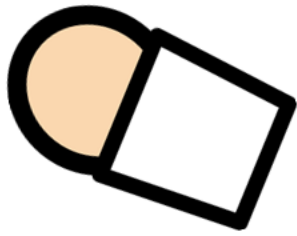




**Chef
Body
Shapes**




Chef Arms, Shoes, Hat, and Bowl



Flash Cards & Pocket Chart elements


DOCTOR

**Helps us feel
better when
we are
sick or
hurt.**



DENTIST

**Keeps our
teeth
clean
and
healthy**



TEACHER

**Helps us
learn new
things
every
day!**



FIREFIGHTER

**Helps in
emergencies by
putting out fires
and
rescuing
people.**



CONSTRUCTION WORKER

**Builds houses,
schools,
buildings,
bridges,
and
roads.**



POLICE OFFICER

**Helps keep us
safe, makes sure
people
follow the
rules, and
helps in
emergencies**




CHEF

**Cooks meals in
restaurants,
schools,
and
hotels.**



MUSICIAN

**Plays instruments
and sings songs
to make
music
for
people to
enjoy.**



PILOT

**Flies airplanes to
take people to
different
places
around
the
world.**



FARMER

**Grows fruits,
vegetables, and
takes care
of
animals
to give
us food**




POSTAL WORKER

**Brings letters
and packages
to homes
and
businesses.**



IT SPECIALIST

**Helps fix
computers, keeps
the internet
working, and
makes sure
people
can use
technology
safely.**



ARTIST

Creates paintings, drawings, and sculptures to make the world more colorful.



LAWYER

Helps people understand rules and laws to make sure everyone is treated fairly.




SCIENTIST

Learns about the world, does experiments, and finds new ways to help people.



VETERINARIAN

Helps keep animals healthy and helps sick animals feel better.



PLUMBER

**Fixes pipes and
sinks so we can
have clean
water.**



HAIR STYLIST

**Cuts and styles
hair to make
people
look
and
feel
great.**



TRASH COLLECTOR

**Picks up garbage to
keep neighborhoods
clean
and
safe.**



LIBRARIAN

**Cares for books
and helps people
find information
and
stories
at the
library**



CROSSING GUARD

Helps children cross the street safely by stopping cars and guiding people.



MECHANIC

Fixes cars, trucks, and buses so they can keep running safely.



BUS DRIVER

Drives kids to school and helps them get there safely.



ZOO KEEPER

Takes care of animals at the zoo by feeding them and keeping them healthy.



MILITARY SERVICE MEMBER

**Protects our
country and
helps
keep
people
safe.**



LIFEGUARD

**Watches over
people at the
pool or
beach to
keep
them
safe.**



JOURNALIST

**Writes news
stories and tells
people
what is
happening
in the
world.**



PARK RANGER

**Takes care of
parks, forests,
and animals
to make
sure
nature
stays
beautiful.**



COACH

**Helps people
learn sports,
stay active,
and
work as
a team.**



GROCERY CLERK

**Helps people
buy food
and puts
food on
shelves.**





ARTIST



CHEF




SCIENTIST



CONSTRUCTION WORKER



POLICE OFFICER




DENTIST



IT SPECIALIST



CROSSING GUARD



LAWYER



LIFEGUARD



MECHANIC



FARMER



GROCERY CLERK



PARK RANGER



MILITARY SERVICE MEMBER



LIBRARIAN



BUS DRIVER



JOURNALIST



TEACHER




MUSICIAN



HAIR STYLIST



COACH



DOCTOR



**POSTAL
WORKER**



ZOOKEEPER



**TRASH
COLLECTOR**




PILOT



FIREFIGHTER




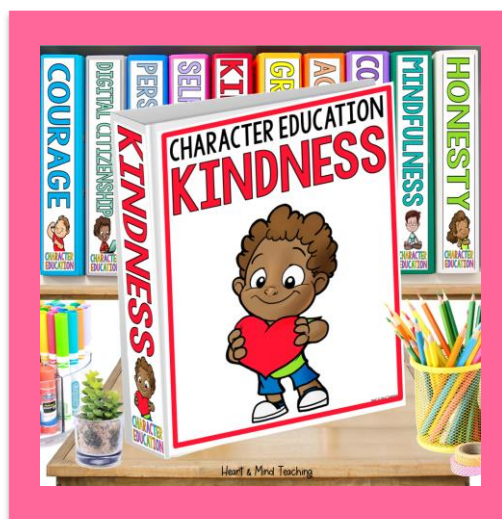

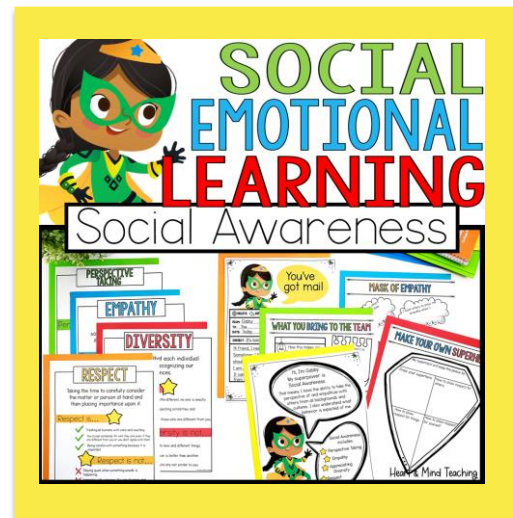
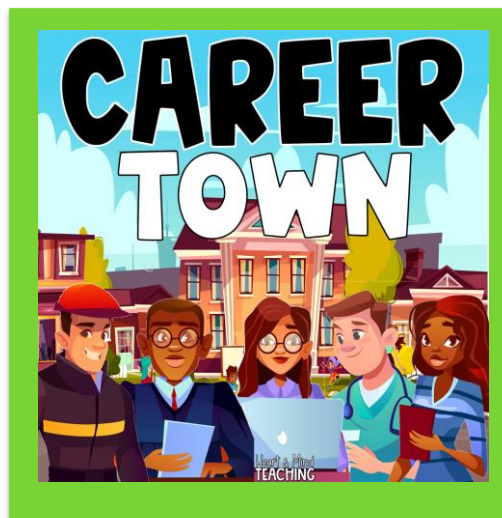
PLUMBER



VETERINARIAN

CHECK THESE OUT

CLICK ON THE PICTURES TO GET A CLOSER LOOK.



COUNSELOR
Collab
— with Laura & Ashley —



Would you like to spend less time browsing for resources and lesson planning, and more time serving students? Let Laura from [Music City Counselor](#) and Ashley from [Heart and Mind Teaching](#) do the work for you!

CLICK TO COLLAB

MEMBER Perks

- ♥ Data-driven resources by theme.
- ♥ \$35+ value of ready-to-use materials.
- ♥ Lessons, group curriculums, forms, & activities.
- ♥ Tier 1, 2, and 3 research-based resources.
- ♥ No contracts, cancel anytime.

HEART+MIND
TEACHING



THANK YOU

FOR SUPPORTING MY LITTLE SHOP.

Hi there! I'm Ashley- a School Counselor, curriculum developer, blogger, and mama to two young boys. I have a passion for creating fun and engaging resources for Counseling and Social Emotional Learning.

LET'S BE FRIENDS


Ashley

Access my
Freebie
Library



FOLLOW FOR EXCLUSIVE SAVINGS

New products are 50% off for 24hrs.

[CLICK HERE](#)

★ HOW CAN YOU EARN TPT CREDITS? When you leave feedback, TpT rewards you with credits that you can use toward future purchases.

ACCESS MY FREEBIE LIBRARY

Join my Newsletter to be informed of all future added freebies.

[I WANT FREEBIES](#)

TERMS OF USE

© Heart and Mind Teaching, 2025. All rights reserved. Purchase of this item entitles the purchaser the right to reproduce for classroom, personal, and google classroom use only. Use in multiple classrooms, requires the purchase of additional licenses. Redistribution or duplication of this product is strictly forbidden without the written permission of the publisher. Copying any part of this product and placing it on a publicly accessible website is strictly forbidden and is a violation of the Digital Millennium Copyright Act (DMCA). You may post this for single-classroom use on a password protected student site such as google classroom. **You may NOT post my products on any public, for-profit, or commercial websites or entities, such as Outschool.** Please do not sell or distribute any part of this as your own. Thank you for abiding by universally accepted codes of professional ethics while using this product.



If you have any questions or concerns please email me at:

heartandmindteaching@gmail.com

CREDITS

